

# RAZVRSTAVANJE GOVEĐIH TRUPOVA

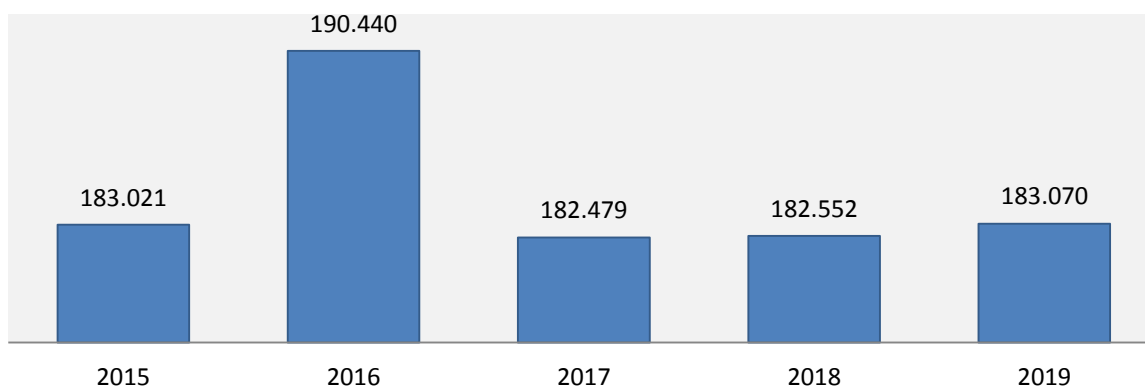
## CLASSIFICATION OF BEEF CARCASSES

Podaci razvrstavanja goveđih trupova za 2019. godinu obuhvaćaju podatke sustava iz svih klaonica u Republici Hrvatskoj. U usporedbi sa podacima iz prošle godine isti pokazuju približno jednak broj razvrstanih goveđih trupova, dok u odnosu na prijašnje godine vidljiv je daljnji pad ukupnog broja razvrstanih trupova od početka sustava 2005. godine. U 2019. godini u odnosu na 2018. došlo je do značajnog rasta broja razvrstanih goveđih trupova u kategoriji junica (E), dok je u kategoriji krave (D) došlo do smanjenja broja razvrstanih trupova, dok su pokazatelji za ostale kategorije goveđih trupova na razini prethodne godine. Također je važno napomenuti da je prisutan trend pada broja zaklanih goveđih trupova koji su porijeklom iz uvoza.

U pogledu kvalitete goveđih trupova definirane razvijenošću mišića trupa (klasa) i prekrivenošću masnim tkivom (stupanj prekrivenosti), podaci o kategoriji mladi bikovi (A) koja je najbrojnija u razvrstavanju i najviše utječe na količinu proizvedenog goveđeg mesa, prikazuje visoki postotni udio klase R i stupnja prekrivenosti masnim tkivom 3. Ostali podaci o razvrstavanju goveđih trupova za 2019. godinu prikazani su u slijedećim grafovima i tablicama.

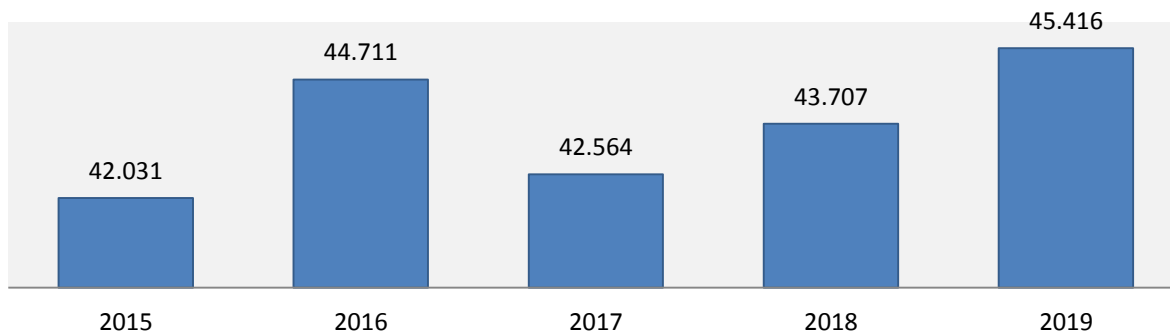
**Grafikon 1. Ukupni broj klasiranih goveđih trupova za period 2015. - 2019. godine**

The total number of beef carcasses classified in period from 2015 – 2019

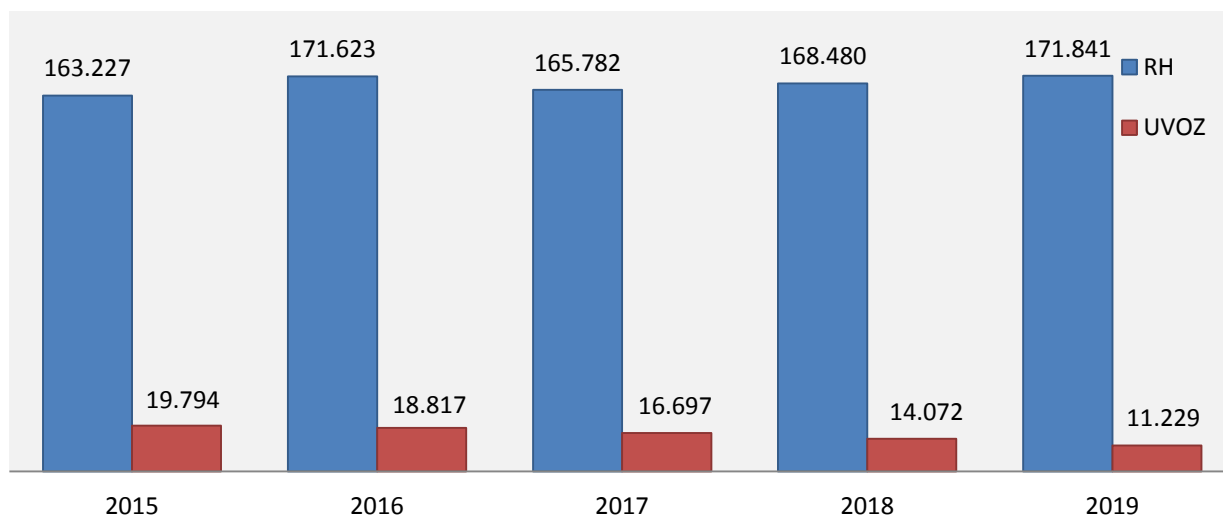


**Grafikon 2. Ukupna masa (t) klasiranih goveđih trupova za period 2015. - 2019. godine;**

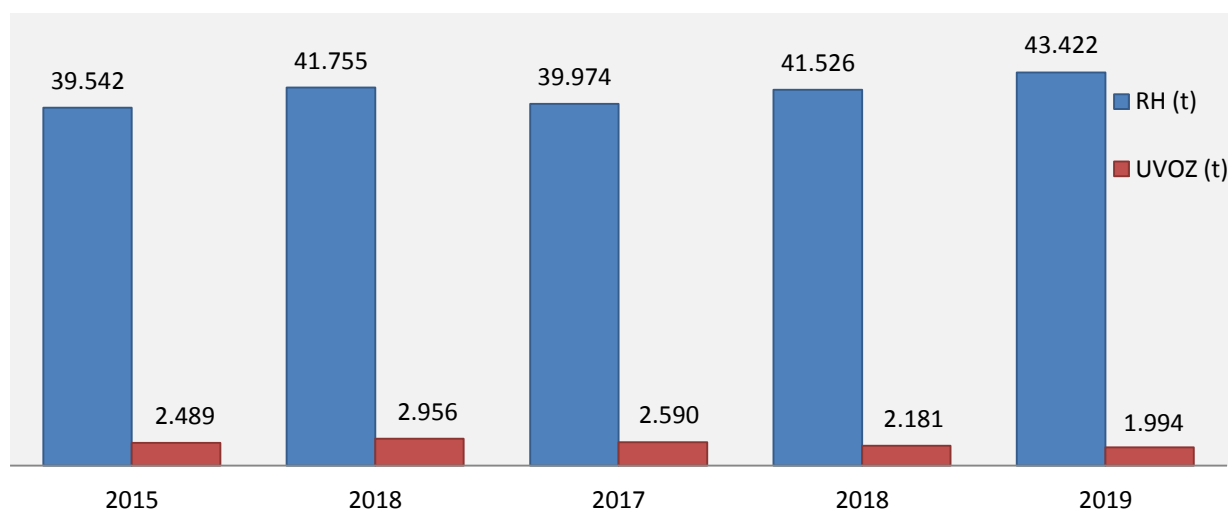
The total weight (t) beef carcasses classified for period 2015 – 2019



**Grafikon 3. Ukupan broj klasiranih govedih trupova za period 2015. - 2019. godine - RH i UVOZ**  
 The total number of beef carcasses classified for period 2015 - 2019 originating from Croatia and from import



**Grafikon 4. Ukupna masa (t) klasiranih govedih trupova za period 2015. - 2019. godine – RH i UVOZ**  
 The total weight (t) of beef carcasses classified for period 2015 - 2019 originating from Croatia and from import



\*RH - životinje upisane u jedinstveni registar goveda (JRG)

\*Republic Croatia - animals are entered in the united register of cattle (JRG)

\*\*Uvoz - životinje iz uvoza namijenjene za klaoničku obradu

\*\*Import - animals imported intended for slaughter processing

**Tablica 1. Ukupan broj klasiranih govedih trupova po mjesecima za period 2015. - 2019. godine**

The total number of beef carcasses monthly classified for period 2015 – 2019

Mjesec	2015	2016	2017	2018	2019
Siječanj	13,121	12,757	13,139	13,739	13,427
Veljača	12,946	13,493	12,774	12,224	13,119
Ožujak	15,092	15,556	14,329	16,051	14,318
Travanj	14,274	14,920	14,128	14,254	15,867
Svibanj	14,753	16,209	15,566	15,503	15,690
Lipanj	15,686	15,839	15,376	15,716	13,846
Srpanj	16,668	17,345	16,560	16,188	16,678
Kolovoz	17,225	18,230	16,897	16,273	16,366
Rujan	16,803	16,810	16,635	15,111	15,935
Listopad	15,845	15,888	16,202	16,660	16,176
Studen	14,364	15,912	15,201	15,571	15,281
Prosinac	16,244	17,481	15,672	15,262	16,367

**Tablica 2. Ukupna masa (t) klasiranih govedih trupova po mjesecima za period 2015. - 2019. godine**

The total weight (t) of beef carcasses monthly classified for period 2015 – 2019

Mjesec	2015	2016	2017	2018	2019
Siječanj	3,094	3,082	3,167	3,400	3,405
Veljača	2,957	3,272	2,999	2,949	3,262
Ožujak	3,467	3,599	3,315	3,802	3,568
Travanj	3,210	3,528	3,182	3,472	3,851
Svibanj	3,417	3,832	3,573	3,746	3,866
Lipanj	3,588	3,686	3,548	3,753	3,332
Srpanj	3,806	4,068	3,856	3,762	4,045
Kolovoz	3,936	4,259	3,822	3,769	3,978
Rujan	3,839	3,901	3,867	3,559	3,918
Listopad	3,613	3,673	3,804	3,996	4,047
Studen	3,357	3,724	3,697	3,798	3,961
Prosinac	3,747	4,087	3,734	3,701	4,183

**Tablica 3. Ukupan broj klasiranih govedih trupova po kategorijama za period 2015. - 2019. godine - RH i UVOZ**

The total number of beef carcasses classified by category for period 2015 - 2019 originating from Croatia and from import

Porijeklo / Origin	Kategorija	V	Z	A	B	E	D	C	Sve / All
	Godina	Telad	Mlada junad	Mladi bikovi	Bikovi	Junice	Krave	Volovi	
Hrvatska / Croatia	2015	38,513	3,187	70,638	4,614	24,249	22,020	6	163,227
	2016	40,945	2,871	69,455	4,087	27,736	26,524	5	171,623
	2017	41,214	3,039	71,075	3,391	24,847	22,208	8	165,782
	2018	40,865	2,878	73,209	3,181	28,650	19,683	14	168,480
	2019	42,005	2,693	73,198	2,628	34,342	16,972	3	171,841
Uvoz / Import	2015	15,816	269	3,047	426	223	13	-	19,794
	2016	13,174	70	3,517	466	1,140	450	-	18,817
	2017	11,390	121	2,531	187	2,427	41	-	16,697
	2018	9,984	98	2,600	108	1,246	36	-	14,072
	2019	6,852	70	3,797	398	99	13	-	11,229

**Tablica 4. Ukupna masa (t) klasiranih govedih trupova po kategorijama za period 2015. - 2019. godine - RH i UVOZ**

The total weight (t) of beef carcasses classified by category for period 2015 - 2019 originating from Croatia and from import

Porijeklo / Origin	Kategorija	V	Z	A	B	E	D	C	Sve /
	Godina	Telad	Mlađa junad	Mladi bikovi	Bikovi	Junice	Krave	Volovi	All
Hrvatska / Croatia	2015	2,913	528	21,927	1,437	6,689	6,046	2	39,542
	2016	3,085	479	21,625	1,292	7,751	7,521	2	41,755
	2017	3,133	495	22,150	1,074	6,966	6,152	4	39,974
	2018	3,193	487	23,172	1,044	8,170	5,455	5	41,526
	2019	3,282	448	23,865	851	10,202	4,773	1	43,422
Uvoz / Import	2015	1,216	32	1023	150	64	4	-	2,489
	2016	1,021	13	1,277	177	345	123	-	2,956
	2017	853	23	916	73	716	9	-	2,590
	2018	773	18	976	36	366	12	-	2,181
	2019	521	12	1,279	150	28	4	-	1,994

**Tablica 5. Prosječna masa (kg) klasiranih govedih trupova po kategorijama za period 2015. - 2019. godine - RH i UVOZ**

Average weight (kg) of beef carcasses classified in year 2015 - 2019 originating from Croatia and from import

Porijeklo / Origin	Kategorija	V	Z	A	B	E	D	C
	Godina	Telad	Mlađa junad	Mladi bikovi	Bikovi	Junice	Krave	Volovi
Hrvatska / Croatia	2015	75.6	165.7	310.4	311.5	275.8	274.6	306.3
	2016	75.4	167	311.4	315.9	279.5	283.6	368.2
	2017	76	162.8	311.6	316.6	280.4	277	464.9
	2018	78.1	169.2	316.5	328.2	285.2	277.1	381.3
	2019	78.1	166.3	326	323.6	297.1	281.2	360
Uvoz / Import	2015	76.9	120.7	335.9	351.4	287.2	297.2	-
	2016	77.5	187.4	363	381.1	302.7	272.3	-
	2017	74.9	191.8	361.9	389.1	294.9	255.8	-
	2018	77.4	182.2	375.5	332.9	294.1	330.1	-
	2019	76.1	172.6	336.7	377	282.7	313.2	-

**Tablica 6. Ukupan broj klasiranih govedih trupova i polovica u 2019. godini po županijama i kategorijama**  
The total number of beef carcasses classified in year 2019 by category and county district

Županija / County	V	Z	A	B	E	D	C
	Telad	Mlada junad	Mladi bikovi	Bikovi	Junice	Krave	Volovi
Grad Zagreb	980	71	874	15	45	223	-
Zagrebačka	12,755	844	38,134	908	21,893	7,914	-
Dubrovačka - neretvanska	642	10	297	19	2	246	-
Splitsko - dalmatinska	14,131	363	8,736	555	957	1,934	-
Šibensko - kninska	2,931	66	1,227	77	45	228	-
Zadarska	5,979	95	4,969	316	229	106	-
Osječko - baranjska	563	220	4,375	103	1,674	1,028	-
Vukovarsko - srijemska	510	208	2,273	61	463	609	-
Virovitičko - podravska	224	120	750	50	394	232	-
Požeško - slavonska	-	-	-	-	-	-	-
Brodsko - posavska	755	108	1,818	141	306	946	-
Međimurska	220	37	3,853	273	7,698	318	3
Varaždinska	1	2	-	-	-	-	-
Bjelovarsko - bilogorska	3,347	140	4,214	100	156	947	-
Sisačko - moslavačka	364	58	472	45	69	533	-
Karlovačka	503	52	937	46	156	471	-
Koprivničko - križevačka	-	-	-	-	-	-	-
Krapinsko - zagorska	210	6	330	1	44	148	-
Primorsko - goranska	2,428	35	1,560	120	71	423	-
Istarska	661	287	1,203	106	184	481	-
Ličko - senjska	1,653	41	974	90	54	198	-
<b>Sve / All</b>	<b>48,857</b>	<b>2,763</b>	<b>76,996</b>	<b>3,026</b>	<b>34,440</b>	<b>16,985</b>	<b>3</b>

**Tablica 7. Udio pojedinih klasa i stupnjeva prekrivenosti masnim tkivom unutar kategorije mlada junad (Z) u dobi 8 - 12 mjeseci**

The share of each class and the degree of fatness within the category young beef (Z) in age of 8 - 12 months

Klasa Class	Stupanj prekrivenosti masnim tkivom / Fatness (%)					Sve / All
	1	2	3	4	5	
E	0.04%	0.04%	0.07%	0.04%	0.00%	<b>0.18%</b>
U	0.07%	0.98%	1.01%	0.14%	0.00%	<b>2.21%</b>
R	0.98%	20.20%	7.56%	0.80%	0.00%	<b>29.53%</b>
O	17.48%	31.38%	2.46%	0.11%	0.00%	<b>51.43%</b>
P	12.16%	4.09%	0.07%	0.00%	0.00%	<b>16.32%</b>
<b>Sve / All</b>	<b>30.73%</b>	<b>56.68%</b>	<b>11.18%</b>	<b>1.09%</b>	<b>0.00%</b>	<b>0.00%</b>

**Tablica 8. Udio pojedinih klasa i stupnjeva prekrivenosti masnim tkivom unutar kategorije mladi bikovi (A) u dobi od 12 do 24 mjeseca**

The share of each class and the degree of fatness within the category young bulls (A) in age 12 - 24 months

Klasa Class	Stupanj prekrivenosti masnim tkivom / Fatness (%)					Sve / All
	1	2	3	4	5	
E	0.01%	1.14%	1.59%	0.08%	0.00%	<b>2.83%</b>
U	0.06%	4.36%	15.02%	1.23%	0.02%	<b>20.70%</b>
R	0.19%	17.66%	38.22%	1.72%	0.02%	<b>57.81%</b>
O	0.53%	9.73%	5.83%	0.12%	0.00%	<b>16.21%</b>
P	0.70%	1.19%	0.50%	0.02%	0.00%	<b>2.42%</b>
<b>Sve / All</b>	<b>1.50%</b>	<b>34.09%</b>	<b>61.17%</b>	<b>3.17%</b>	<b>0.04%</b>	0.00%

**Tablica 9. Udio pojedinih klasa i stupnjeva prekrivenosti masnim tkivom unutar kategorije junice(E)**

The share of each class and the degree of fatness within the category heifer (E)

Klasa Class	Stupanj prekrivenosti masnim tkivom / Fatness (%)					Sve / All
	1	2	3	4	5	
E	0.01%	0.04%	0.53%	0.41%	0.02%	<b>1.01%</b>
U	0.01%	0.40%	14.34%	10.70%	0.28%	<b>25.72%</b>
R	0.04%	2.37%	35.91%	22.69%	0.68%	<b>61.70%</b>
O	0.34%	4.42%	4.29%	1.24%	0.03%	<b>10.32%</b>
P	0.44%	0.57%	0.17%	0.03%	0.00%	<b>1.21%</b>
<b>Sve / All</b>	<b>0.83%</b>	<b>7.80%</b>	<b>55.25%</b>	<b>35.07%</b>	<b>1.01%</b>	0.00%

**Tablica 10. Udio pojedinih klasa i stupnjeva prekrivenosti masnim tkivom unutar kategorije krave (D)**

The share of each class and the degree of fatness within the category cow (D)

Klasa Class	Stupanj prekrivenosti masnim tkivom / Fatness (%)					Sve / All
	1	2	3	4	5	
E	0.00%	0.02%	0.17%	0.18%	0.05%	<b>0.41%</b>
U	0.00%	1.20%	4.48%	1.72%	0.15%	<b>7.55%</b>
R	0.59%	13.16%	17.34%	4.94%	0.16%	<b>36.20%</b>
O	2.41%	23.08%	11.01%	1.52%	0.01%	<b>38.03%</b>
P	5.20%	9.06%	2.61%	0.48%	0.00%	<b>17.36%</b>
<b>Sve / All</b>	<b>8.21%</b>	<b>46.52%</b>	<b>35.61%</b>	<b>8.84%</b>	<b>0.37%</b>	0.00%

**Tablica 11. Udio pojedinih klasa i stupnjeva prekrivenosti masnim tkivom unutar kategorije bikovi (B) starijih od 24 mjeseca**

The share of each class and the degree of fatness within the category bulls (B) in age 24 months and more

Klasa Class	Stupanj prekrivenosti masnim tkivom / Fatness (%)					Sve / All
	1	2	3	4	5	
E	0.00%	0.33%	0.83%	0.20%	0.00%	<b>1.35%</b>
U	0.07%	4.53%	9.75%	1.22%	0.03%	<b>15.60%</b>
R	0.26%	23.36%	32.09%	2.12%	0.03%	<b>57.87%</b>
O	0.46%	13.25%	8.10%	0.36%	0.00%	<b>22.17%</b>
P	1.06%	1.52%	0.20%	0.10%	0.00%	<b>2.88%</b>
<b>Sve / All</b>	<b>1.85%</b>	<b>42.99%</b>	<b>50.96%</b>	<b>4.00%</b>	<b>0.07%</b>	0.00%

**Tablica 12. Udio pojedinih klasa i stupnjeva prekrivenosti masnim tkivom unutar kategorije volovi(C)**

The share of each class and the degree of fatness within the category oxen (C)

Klasa Class	Stupanj prekrivenosti masnim tkivom / Fatness (%)					Sve / All
	1	2	3	4	5	
E	0.00%	0.00%	0.00%	0.00%	0.00%	<b>0.00%</b>
U	0.00%	0.00%	0.00%	0.00%	0.00%	<b>0.00%</b>
R	0.00%	0.00%	100.00%	0.00%	0.00%	<b>100.00%</b>
O	0.00%	0.00%	0.00%	0.00%	0.00%	<b>0.00%</b>
P	0.00%	0.00%	0.00%	0.00%	0.00%	<b>0.00%</b>
<b>Sve / All</b>	<b>0.00%</b>	<b>0.00%</b>	<b>100.00%</b>	<b>0.00%</b>	<b>0.00%</b>	0.00%